

UHU[®]

CREATE YOUR OWN



PICTURE FRAME



© 2016 Viacom. SpongeBob SquarePants created by Stephen Hillenburg. nickelodeon

DOWNLOAD YOUR UHU SPONGEBOB SQUAREPANTS PAPER-CRAFTS
FROM WWW.UHU.COM

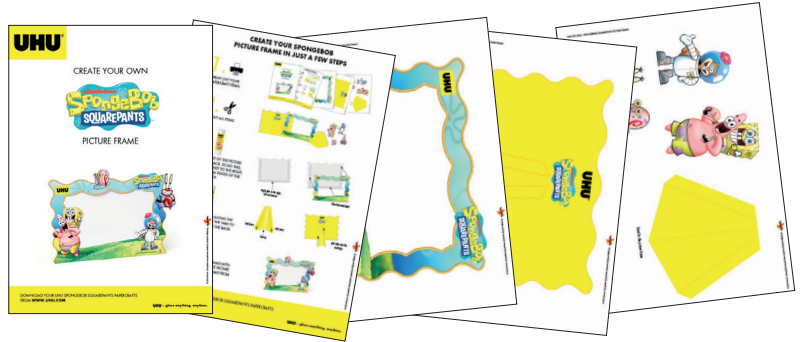
UHU – glues anything, anytime.

CREATE YOUR SPONGEBOB PICTURE FRAME IN JUST A FEW STEPS

1.




PRINT OUT YOUR
PAPERCRAFT ITEMS.



2.



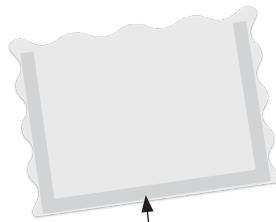
CUT OUT ALL ITEMS.



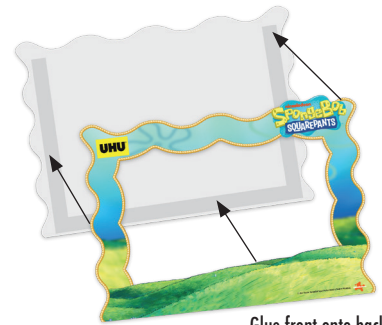
3.



GLUE THE FRONT OF THE PICTURE
FRAME TO THE BACK. TO DO THIS,
APPLY THE GLUE ONLY TO THE RIGHT,
LEFT, AND BOTTOM EDGES OF THE
BACK.



Apply glue to the right,
left and bottom

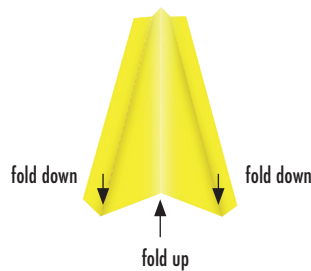


Glue front onto back

4.



THEN FOLD THE STAND ALONG THE
DOTTED LINES AND GLUE THE TABS TO
THE MARKED AREAS ON THE BACK.



glue tabs onto the
markings

5.

NOW CUSTOMIZE THE PICTURE FRAME
WITH THE CHARACTERS AND SLIDE A NICE PICTURE
(APPROX. 18 X 13 CM)
INTO THE FRAME FROM
ABOVE. DONE!




DOWNLOAD YOUR UHU SPONGEBOB SQUAREPANTS PAPERCRAFTS
FROM WWW.UHU.COM


UHU - glues anything, anytime.




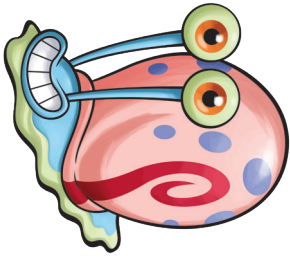
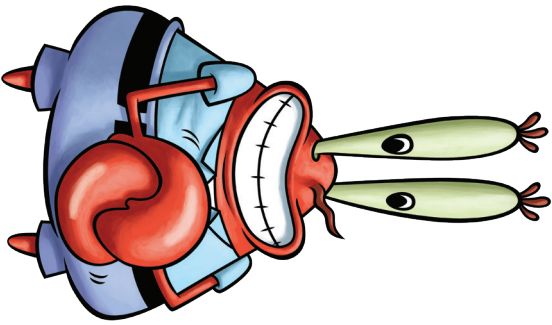
Front Picture Frame



© 2026 Viacom. SpongeBob SquarePants created by Stephen Hillenburg. 

Back Picture Frame





Stand for the picture frame