

# 7 EASY MOUNTING STEPS



4. Apply one sided on a sturdy, clean and dust- and grease free surface. Apply in dots or stripes (10-40 cm).
5. Firmly press or tap and leave to harden. Support heavy materials for 10 seconds.
6. Remove excess adhesive immediately with water or white spirit depending on the variant.
7. Final strength after 6 hours for Grizzly Montage Extreme and 24 hours for Grizzly Montage Power depending on surface and conditions.

For all materials and surfaces.

GO TO  
[GRIZZLYMONTAGE.BISON.NET](http://GRIZZLYMONTAGE.BISON.NET)



Need more product information?



Bison International B.V. P.O. Box 160, NL - 4460 AD Goes, +31 (0)88 3 235 700

[www.bison.net](http://www.bison.net)

Bison. Powerful adhesives.



# GRIZZLY MONTAGE



**NEW**



**SCARY STRONG & FAST  
MOUNTING ADHESIVE**

[www.bison.net](http://www.bison.net)

Bison. Powerful adhesives.



# LOOKING FOR A SCARY STRONG, FAST AND ALL-IN-ONE MOUNTING SOLUTION?

Bison introduces 2 innovations that do the job in no time. With our latest scary strong mounting adhesives, you'll be able to bond a wide variety of objects in the blink of an eye: fast and on all materials and surfaces.

## GRIZZLY MONTAGE THE BEAST AMONG MOUNTING ADHESIVES

### SCARY STRONG & FAST MOUNTING ADHESIVE

High initial tack and final strength in no time.

### SUITED FOR ALL MATERIALS & SURFACES\*

From wood, trespä®, iron, aluminum, zinc, (stainless) steel, and other metals, (natural) stone, ceramic, concrete, brick, plaster, glass, PVC, ABS, PC, PMMA and other synthetic materials (test in advance), cork and polystyrene foam on all kind of surfaces. Porous surfaces for Grizzly Montage Power and smooth, porous, non-porous and slightly moist surfaces for Grizzly Montage Extreme.\*

### EXTREMELY DURABLE

Even at extreme temperatures ranging from -20°C to 80°C for Grizzly Montage Power and -40°C to 100°C for Grizzly Montage Extreme.

\*Not suitable for PE, PP, PTFE and bitumen.

## 2 POWERFUL ADHESIVES. 1001 POSSIBILITIES.

Perfect for attaching skirting boards, laths, window sills, tear plates, thresholds, fascia boards, plate material, insulation material, stair steps, sheeting material, floorboards, plasterboard, ceramic tiles, mirrors and polystyrene ornaments and borders.



# GRIZZLY MONTAGE

## POWER

THE BEAST  
INSIDE YOUR HOME

NEW

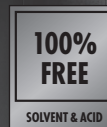
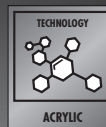



#### INITIAL TACK

★★★★★ 500kg/m<sup>2</sup>\* - 10 sec

#### FINAL STRENGTH

★★★★★ 60kg/cm<sup>2</sup>\*\* - 24 h



# GRIZZLY MONTAGE

## EXTREME

THE BEAST  
BOTH INSIDE AND OUT

NEW

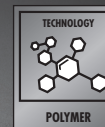



#### INITIAL TACK

★★★★★ 600kg/m<sup>2</sup>\* - 10 sec

#### FINAL STRENGTH

★★★★★ 35kg/cm<sup>2</sup>\*\* - 6 h



\* tested according to Bison laboratory test method  
\*\* tested according to EN 205.