

# UHU®

CREATE YOUR OWN



FAN



© 2026 Viacom. SpongeBob SquarePants created by Stephen Hillenburg.  nickelodeon

DOWNLOAD YOUR UHU SPONGEBOB SQUAREPANTS PAPER-CRAFTS  
FROM [WWW.UHU.COM](http://WWW.UHU.COM)

**UHU** – glues anything, anytime.


# CREATE YOUR SPONGEBOB FAN IN JUST A FEW STEPS

## WHAT YOU NEED:

- PIECE OF VERY THICK CARDBOARD OR A  
PIECE OF WOOD (APPROX. 20 CM LONG)




PRINT OUT YOUR  
PAPERCRAFT ITEMS.



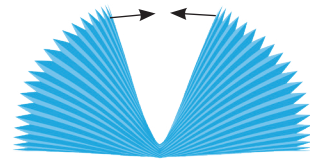
CUT OUT ALL ITEMS.



THE WHITE BACK OF PART 1 & 2 CAN BE  
INDIVIDUALLY DESIGNED OR PAINTED.  
FOLD PART 1 & 2 ALONG THE DOTTED  
LINES IN ALTERNATING DIRECTIONS  
(ZIGZAG), THEN FOLD IT IN THE MIDDLE  
AND GLUE IT TOGETHER.




FOLD ZIGZAG  
(PART 1 & 2)




FOLD IN THE MIDDLE AND GLUE  
TOGETHER



GLUE THE TWO COMPARTMENT PARTS  
TOGETHER ON ONE HALF, AND GLUE THE  
OTHER HALF TO THE PIECE OF  
CARDBOARD OR WOOD.



GLUE PART 1 & 2  
TOGETHER



GLUE TO THE HANDLE



GLUE THE TWO SPONGEBOB DESIGNS IN THE  
CENTER OF EACH SIDE OF THE FAN.  
DONE!



DOWNLOAD YOUR UHU SPONGEBOB SQUAREPANTS PAPERCRAFTS  
FROM [WWW.UHU.COM](http://WWW.UHU.COM)

**UHU** - glues anything, anytime.

